



# DAV Public school

## Gole Market, New Delhi -1

Happy  
Summer  
Vacation!

### ENJOY YOUR SUMMER VACATION

-  Spend time with family and friends.
-  Read interesting books and learn new things.
-  Stay healthy - eat healthy food and exercise daily.
-  Drink plenty of water and stay hydrated.
-  Explore your hobbies - draw, paint, dance and more.
-  Be kind, help others and spread happiness.
-  Enjoy nature and keep your surroundings clean.





# YOGA



## for a Healthy You!

♥ Yoga is the gift of good health! ♥



A little yoga every day keeps worry away!



### Benefits of Yoga



Keeps our body strong and healthy.



Reduces stress and makes us happy.



Improves breathing and increases energy.




Sharpens our mind and improves concentration.



Helps us sleep better and feel fresh.



Click 5 pictures of you doing different yoga poses.



Stay happy, stay healthy - do yoga daily! 😊

# ENGLISH

## ACTIVITIES

1

### Alphabet Treasure Hunt

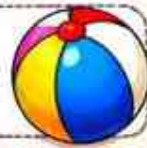
Find one object from home for every letter (A-Z).

Example:

A - Apple



B - Ball



2

### Reading Time

★ Read one short story daily with parents.

★ Draw your favourite character.



READ

THINK

LEARN

SHINE

Learn. Explore. Imagine.  
Have a wonderful holiday! ❤️

LET'S  
MAKE THIS  
HOLIDAY  
MEANINGFUL! ✨

ENGLISH  
IS  
FUN!

# EVs

## ACTIVITIES

LEARN  
CARE  
GROW


### 1 Plant a Seed

- Grow a plant in a pot.
- Observe and draw it after one week.



### 2 Healthy Plate

- Draw or paste pictures of healthy food items.



Eat Healthy  
Stay Healthy!





### 3 Weather Chart

- Observe weather for 7 days and draw sunny/cloudy/rainy symbols.



Day 1	Day 2	Day 3	Day 4	Day 5	Day 6	Day 7
						

Observe. Care. Grow.   
Make Every Day Green & Great! 

Little  
Steps  
Big  
Changes!   


# MATHS

## ACTIVITIES

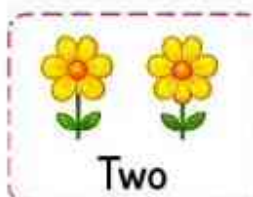


### 1 Countings & Number Names

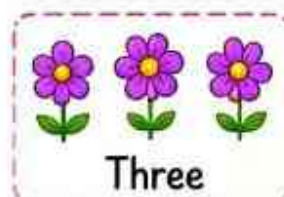
Count the objects and write their number names.



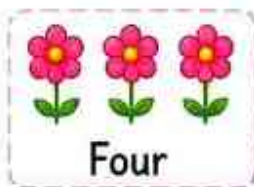
One



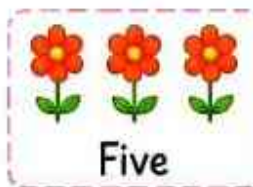
Two



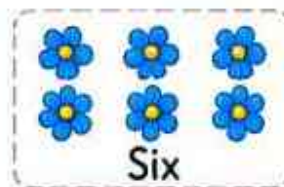
Three



Four



Five



Six

### 2 Shape Hunt

Find circle, square, rectangle, and triangle objects at home.

★ Paste or draw them in notebook.

Circle



Square



Rectangle




Triangle



### 3 Count & Stick

Paste pulses, buttons, or leaves and count them.



Count. Explore. Learn.  
Have Fun Every Day!

1 2 3

# ART & CRAFT

## ACTIVITIES

1

### Best Out of Waste

Make a toy or decoration using waste materials.



2

### Thumb Printing Fun

Create animals, flowers, or trees using thumb prints.



3

### Greeting Card Making

Make a "Thank You" card for parents or grandparents.



Create. Imagine. Inspire.  
Make Something Wonderful!

CRAFT  
FUN

# ACTIVITY CORNER

- ★ Help parents in small household work.
- ★ Fold your clothes and arrange your toys.



Practice good manners:



Say "Please"



Say "Thank You"



Say "Sorry"

# हिंदी ACTIVITIES

- ★ स्वर और व्यंजन लिखने का अभ्यास करें।

**स्वर**  
 अ आ इ  
 ई उ ऊ  
 ए ऐ ओ  
 औ अं अः

**व्यंजन**  
 क ख ग  
 घ ङ च  
 छ ज झ  
 ञ ट ठ

Matrao ka game



# FUN CHALLENGE

## "SCREEN-FREE HOUR"

Spend one hour daily:



Reading books



Playing outdoor games



Drawing or colouring



Less  
Screen  
More  
Dreams!

# HOLIDAY HOMEWORK RULE

- ✓ Keep your work neat and colourful.
- ✓ Use smileys, stickers, and drawings.
- ✓ Complete work with joy and creativity.



Learn. Help. Create.  
 Grow Every Day! ♥





# ACTIVITY TIME

CLASS 1

Dear Parents,

This activity will help our little learners explore,  
create and learn in a fun way!

01


ROLL NO.  
1 TO 19

.....  
MAKE  
**ENGLISH**  
&  
**MATHS**  
PROJECT

02

ROLL NO.  
20 TO 38

.....  
MAKE  
**HINDI**  
&  
**EVS**  
PROJECT




Let's use our creativity and make  
learning more exciting!

★ LEARN ★ CREATE ★ GROW



# PLACE VALUE

OUR NUMBER HAS A PLACE!



In place value, each digit has a special place and a special value.



## TENS (T)

Tells how many groups of ten.  
(10, 20, 30...)



## ONES (O)

Tells how many ones.  
(1, 2, 3...)



### MATERIALS REQUIRED:

- Chart paper
- Coloured paper
- Ice cream sticks
- Glue
- Scissors
- Sketch pens

## SUMMER HOLIDAY HOMEWORK



### MATHS ACTIVITY PLACE VALUE TLM



### INSTRUCTIONS:

1. Make a Place Value model (TLM) using the materials given.
2. Show Tens (T) and Ones (O) using beads, sticks or blocks.
3. Write any two-digit number in the boxes.
4. Decorate your model neatly.
5. Learn and explain how place value works.

### CONTENT (WHAT TO WRITE):

- Each digit in a number has a place and a value.
- The value depends on its place.
- Example: In 61


6 is in Tens place = 60

1 is in Ones place = 1

So,  $61 = 60 + 1$

### FUN FACT!

The number 0 is a special digit. It has no value, but it keeps the place safe!



CREATE, LEARN AND HAVE FUN!



# स्वर का चक्र

## VOWELS WHEEL



ग्रीष्मकालीन  
अवकाश गृहकार्य

### गतिविधि का उद्देश्य

- स्वरों की पहचान करना ।
- शब्दों में स्वरों का प्रयोग समझना ।
- पढ़ने और बोलने कौशल में सुधार करना ।
- रचनात्मकता और आत्मविश्वास बढ़ाना ।

### गतिविधि कैसे करें ?

1. दिए गए चित्र के अनुसार "स्वर का चक्र" तैयार करें ।
2. प्रत्येक स्वर के साथ एक शब्द लिखें और उसका चित्र चिपकाएँ ।
3. चक्र को घुमाएँ और जिस स्वर पर रुके, उससे संबंधित शब्द बोलें ।
4. दिन में कम से कम 5 नए शब्द बनाकर लिखें ।
5. अपने "स्वर का चक्र" के साथ एक फोटो खींचकर अपनी कॉपी में चिपकाएँ ।

### स्वर (Vowels)

अ, आ, इ, ई, उ, ऊ,  
ऋ, ए, ऐ, ओ, औ



### आवश्यक सामग्री

- चार्ट पेपर / कार्डबोर्ड
- स्केच पेन / रंग
- रंगीन पेपर
- चित्र (शब्दों के अनुसार)
- कैंची और गोंद
- ग्लिटर शीट (वैकल्पिक)



### क्या सीखेंगे ?

- ★ स्वरों की पहचान
- ★ शब्द बनाने की क्षमता
- ★ चित्र और शब्द के बीच संबंध
- ★ रचनात्मकता और प्रस्तुतीकरण कौशल



**नोट:** इस गतिविधि को ध्यानपूर्वक और सुंदर बनाएं । अपनी रचनात्मकता का प्रयोग करें और समय पर गृहकार्य पूरा करें ।



खेल-खेल में सीखें,  
सीख-सीख में बढ़ें !





# SUMMER HOLIDAY HOMEWORK

# VOWEL WHEEL GAME



A fun way to learn vowels and make words!



## HOW TO PLAY

1. Spin the wheel.
2. The pointer will stop at a vowel (a, e, i, o, u).
3. Pick one word card from that vowel's pocket.
4. Read the word loudly.
5. Make as many words as you can and take turns with your family or friends.

## RULES

- ★ Be polite and take turns.
- ★ Read the word correctly.
- ★ Make new words with the vowel.
- ★ Have fun and learn together!

## EXAMPLES OF WORDS

- A** - cat, hat, fan
- E** - pen, ten, leg
- I** - pin, bin, sit
- O** - dog, pot, log
- U** - sun, cup, mug



## MATERIALS REQUIRED

- Chart paper / Cardboard
- Glitter sheet / Colors
- Scissors and Glue
- Split pin (for spinning)
- Small word cards
- Sketch pens



## WHAT WE LEARN

- ✓ Recognize vowels (a, e, i, o, u)
- ✓ Improve reading and pronunciation
- ✓ Build vocabulary
- ✓ Have fun while learning!



## NOTE FOR CHILDREN:

Make this Vowel Wheel Game using waste materials and play with your family. Paste a picture of your game in your holiday homework notebook.



LEARN, PLAY AND GROW EVERY DAY!

♥ Happy Holidays! ♥

# WATER CYCLE



## MATERIALS REQUIRED:

- Chart paper
- Coloured paper
- Cotton
- Glue
- Scissors
- Sketch pens

TAKE A PICTURE OF YOUR TLM AND PASTE IT IN YOUR NOTEBOOK.

**LEARN, ENJOY AND STAY CREATIVE!**

## SUMMER HOLIDAY HOMEWORK EVS ACTIVITY WATER CYCLE TLM

### INSTRUCTIONS:

1. Make a beautiful Water Cycle model (TLM) using the materials given.
2. Label the four main steps:
  1. Collection
  2. Evaporation
  3. Condensation
  4. Precipitation
3. Decorate your model neatly.
4. Learn and explain the water cycle in your own words.

### CONTENT (WHAT TO WRITE):

- The water cycle is the journey of water in nature.
- There are four main steps in the water cycle:
  1. **Collection** – Water collects in oceans, lakes and rivers.
  2. **Evaporation** – Sun heats water and turns it into water vapour that rises up.
  3. **Condensation** – Water vapour cools down and changes into clouds.
  4. **Precipitation** – Clouds get heavy and rain falls down.
- Then water collects again and the cycle continues.

### -- FUN FACT! --

Water changes its form but never disappears. That's why it is called the "never ending cycle".

