

DAV PUBLIC SCHOOL GOLE MARKET

HOLIDAY HOMEWORK

CLASS-IV(2026-27)

Theme– Nature & Nurture

(The New Necessity)



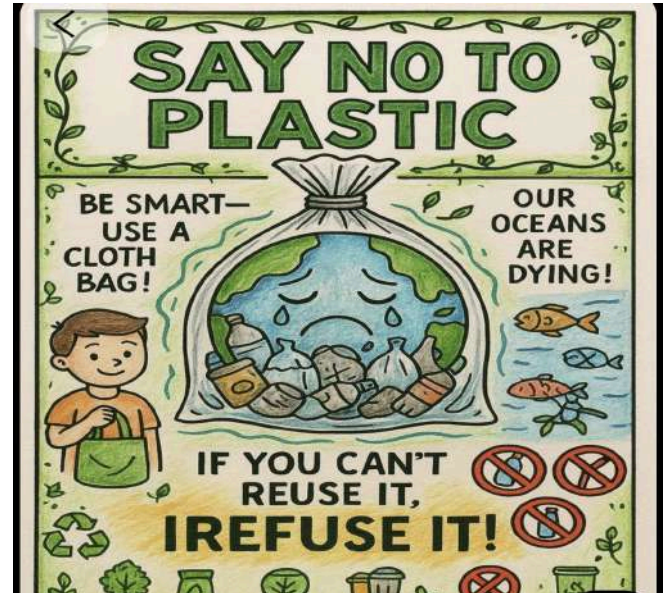

**HURRAY! IT'S TIME FOR FUN AND PLAY!
IT'S TIME FOR HOLIDAYS!**

Must do's for holidays:

- 1. Eat healthy food and drink plenty of water.**
- 2. Read everyday, watch less of T.V.**
- 3. Revise all the work done in class.**
- 4. Spend 30 minutes daily without a screen in front of you**
- 5. Do a little everyday rather than everything at the end**



Activity 1- Design a colourful poster on saving water or reducing use of plastic with a catchy slogan:




Activity 2- “ The more that you read, the more things you will know”.We learn various aspects of life by reading and it makes us a better person. Read two stories(The Dove and the Ant, The Mongoose and the Farmer’s wife) from Tales From Panchatantara and describe your one favourite character with its picture.

Activity 3- Find at least ten pairs of homophones and use them in sentences to show the difference between them. (Examples are given below)
(ate/eight, fair/ fare,here /hair)

Activity 4- “ Mindful Choices, Happy Voices”

For 10 days , make small mindful choices everyday and record them in a tabular format:e.g.

Day	My Mindful Choice	Happy Voice Moment
Monday	I switched off fan when not in use	My grandma smiled and appreciated me.



नोट- समस्त लिखित कार्य ए-4 शीट पर करें तथा उन्हें संकलित कर एक सुन्दर फोल्डर में लगाए -

1. “प्रकृति अवलोकन डायरी “



7 दिनों तक “प्रकृति अवलोकन डायरी” लिखिए। प्रतिदिन प्रकृति में देखे गए किसी दृश्य, जीव-जंतु, पेड़-पौधे अथवा प्राकृतिक गतिविधि का वर्णन कीजिए तथा उससे प्राप्त होने वाली सीख अपने शब्दों में लिखिए।

उदाहरण-

दिन	मैंने प्रकृति में क्या देखा ?	उससे क्या सीख मिली
सोमवार	चींटी मेहनत करती हुई	मेहनत सफलता दिलाती है

2.परियोजना कार्य :



- महात्मा गांधी का संक्षिप्त जीवन-परिचय लिखिए। इसमें उनके जन्म, माता-पिता का नाम, शिक्षा का उल्लेख कीजिए। गांधीजी से जुड़ी वस्तुओं के चित्र बनाइए तथा प्रत्येक चित्र के विषय में दो-दो वाक्य लिखिए।
- गांधीजी के तीन बंदरों से मिलने वाली सीख चित्र सहित लिखिए।



3. कहानी प्रस्तुति - आप अपने माता-पिता, दादा-दादी, नाना-नानी अथवा परिवार के किसी सदस्य से बातचीत कीजिए तथा उनसे उनके बचपन की कोई कहानी सुनिए। जो कहानी आपको सबसे अच्छी लगे, उसे अपने शब्दों में लिखिए।



- Learn tables from 2 to 15 and write them twice a week in a separate notebook.
- Practice questions involving basic operations of Addition, subtraction, multiplication, and Division regularly to gain proficiency in them.

➤ **Activity - My Eco-Piggy Bank**



Instead of buying a new plastic toy, let's recycle! Take an old cardboard box or a clean plastic bottle and decorate it to make a piggy bank.

- **The Coin Collection.** Ask your parents for small change (₹1, ₹2, ₹5, or ₹10 coins) when they return from shopping. Drop them in your bank.
- **The Grand Total.** At the end of the holidays, empty your piggy bank and sort your money. Calculate the total value.
 1. *Example:* If you have 5 coins of ₹10, 4 coins of ₹5, and 3 coins of ₹2, how much money did you save?
- **Mindful Spending Plan.** If your total savings are a 3-digit number (e.g., ₹142), write down:
 1. The place value of the digit in the **Tens** place.
 2. Which thing can you buy with this money that helps someone else or the planet (like birdseed or a small plant pot)?

Project - 3D Shapes from Waste Materials

Make the following 3D shapes using waste material. Also Count and Write - Faces, edges, and corners of each shape on an A4-sized sheet.

- Cube
- Cuboid
- Cylinder
- Cone

Reference Link - https://youtu.be/OhIqFQpngXo?si=PMn3kO5fu_pJdAX0



Project: "The Green Guardian Diary"

Guidelines & Points:

- 1. **Research: Deforestation & Water Scarcity**
 - **Causes:** Find out why trees are being cut down (e.g., building houses, making paper).
 - **Effects:** Explain what happens when trees disappear, especially how it leads to **water scarcity** (less rain, drying up of water sources).
 - *Format:* Write a short paragraph or create a simple cause-and-effect chart on an A4 sheet.
- 2. **My Little Steps (Solutions)**
 - State **3 simple ways** you can personally help solve this problem of deforestation and water scarcity at home or school (e.g., using both sides of a paper, saving water while brushing, recycling cardboard).
- 3. **Tree Jingle**
 - Compose a catchy, 4-line **jingle (rhyme)** celebrating trees and why we need to protect them. Write it on an A4 sized sheet in a creative way.
 - *Example:* "Keep them green, keep them tall, trees give oxygen to us all!"
- 4. **Plant a Tree (Action Item)**
 - Plant a small sapling or a plant in your neighborhood or balcony.
 - Click a photo while planting or watering it.
 - Print the photo and paste it into your project sheets.

Submission Instructions

- Keep all your completed sheets, charts, and printed photos neatly organized inside your **Science Folder**.
- Decorate the cover page of your folder matching the **Nature & Nurture** theme!



1. Make a paper bag from old newspaper and decorate it with waste materials available at your home.



2. Write your name with Braille script and sign language on A4 size sheet.

3. Plastic-Free Shopping Activity

Task: Go shopping with your family and observe:

- What items come in plastic?
- Which eco-friendly alternatives are available?

Make a table:

S.no.	Plastic items	Eco friendly
2.	Plastic bottle	Steel bottle
3.		
4.		
5.		

4. Prepare a project on Helen Keller highlighting her life, achievements, struggles, and contribution towards people with special needs. Include pictures and a short message inspired by her life. (on A 4 size sheet ,maximum 3 pages)

