

DAV Public School Gole Market, New Delhi
Summer Holidays Home Assignment
Class - II
Theme- My Happy Holidays



"Holidays are little boxes filled with joy, laughter, and happy memories."

THINGS I WILL DO IN MY HOLIDAYS




I will go to the park.
I will drink plenty of water.
I will eat healthy snacks and fruits
I will read story books.
I will ride my bicycle.
I will play with my friends.
I will spend time with my family.



We are indoors , Let us do some house chores
It is time for funny movies , and help Mom to bake the cookies

A few suggestions for parents that you may follow-
***Inculcate good manners like wishing elders, following instructions, involving them in household activities like shelf cleaning, watering the plants, arranging the almirah and filling water bottles.**

***Encourage your child to converse in English .**
***Spend quality time with your children and play various indoor games like ludo, carrom board, chess, word train, Atlas etc.**



Little Activities, Big Smiles — Fun Ways to Help Your Child Learn & Grow

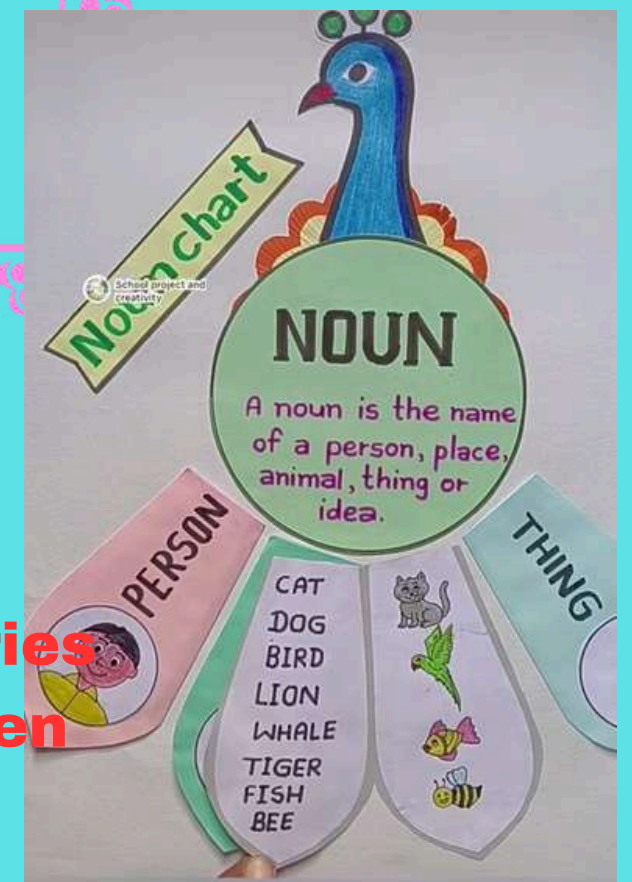
English



A Jar of Adjectives (Describing words)

- *Make a jar with coloured paper.
- *Write adjectives on small cards.
- *Paste the cards inside the jar .
- *Read the words and make sentences.

<https://pin.it/2M6NIL6Te>



Name: Noun World Chart

How to Make:

Cut colorful shapes, write "NOUN" in the center, add categories like Person, Place, Animal, and Thing with small pictures, then decorate neatly.

<https://www.facebook.com/share/r/1BDpGdBhxC/>

Let's do some practice work:

- *Read stories from the Panchatantra storybook.
- *Write a few sentences about your favourite character from the story
- *Find and write 10 new words from the storybook separately.
- *Write the names of your family members in English.
- *Write the names of your favourite places with pictures.

Presentation Rules

- *Use A4 size sheets with one line.
- Write neatly and clearly.

- *Decorate your sheets and make your homework colourful and attractive.
- *Use pencils, crayons, or sketches to make it beautiful





रंग-बिरंगे पर्यायवाची शब्द”

चार्ट पेपर लें।

रंगीन पेपर से षट्कोण (hexagon) आकार काटें।

हर आकार पर एक चित्र चिपकाएँ।

चित्र के अंदर उसके पर्यायवाची शब्द लिखें।

सभी आकारों को चार्ट पर चिपकाकर
सजाएँ।

<https://pin.it/6gesaCZ1Y>



घूमता विलोम शब्द चक्र”

रंगीन चार्ट पेपर पर एक बड़ा गोल आकार बनाएं।


गोल आकार के चारों ओर छोटे-छोटे गोले चिपकाएँ।

हर गोले में विलोम शब्द लिखें जैसे – सुख-दुख

बीच में घूमने वाला तीर लगाएँ।

चार्ट को बच्चों की तस्वीरों से
सजाएँ।

<https://pin.it/4TSHCM1PU>



मेरा पठन एवं लेखन कार्य : (1 पंक्ति वाली रंगीन सीट पर कार्य करें और उसको सुंदर तरीके से सजाएं।

*अपनी पसंद की कोई एक छोटी कहानी की किताब पढ़ें।

*कहानी के मुख्य पात्रों (characters) के नाम लिखें।

*कहानी की 5-6 पंक्तियों को संक्षिप्त रूप में अपने शब्दों में लिखें। कहानी से आपको क्या सीख मिली, वह लिखें।

*कहानी का कोई एक सुंदर चित्र बनाएं।

*अपना नाम हिंदी में साफ-सुथरी लिखाई में लिखने का अभ्यास करें।

*अपने माता-पिता के साथ कहीं घूमने जाएं और वहां के बारे में चार पांच पंक्तियां लिखें और वहां पर खींची गई तस्वीरों के चित्र चिपकाएं





Name: Rocket Race Game

Take a cardboard, draw number tracks, color rockets, and use dice to move the rockets. The first rocket to reach the top wins.
<https://pin.it/1H2xZD8Eo>



Name: Place Value Spinner

Take a chart paper and make three circles for Hundreds, Tens, and Ones. Write numbers on each wheel and attach a spinner. Spin the wheels to make different numbers and learn place value.

<https://pin.it/3eOs5pMvi>



NUMBER FUN

- *Write numbers from 1 to 200 under HTO (Hundreds-Tens-Ones)**
- *Write the number names of 20 numbers up to 999.**
- *Write and learn tables of 2 and 3.**
- *Practice ascending/descending order.**
- *Practice greater than and less than numbers**



Visit your Nani's and Dadi's house during the holidays.

***Make a list of the things you see there .**

*** Ask your Dadi and Nani about the seasons in their place.**

***Find out what type of house your Nani and Dadi have.**

***Present your work in the form of a project.**



Make a project -

Types of Houses

Cut and paste chart paper to make walls and a roof.

Paste house pictures on each side and decorate neatly.

Wonderful seasons with the help of cardboard colours , cotton snowflakes, cutouts of trees, and pictures.

Decorate with stars and glitter.

<https://www.facebook.com/share/r/1ECxqcynXD/>

<https://pin.it/4QlvjR7as>



Culinary art activity:

***Make fruit salad and any traditional drinks like : 'Shikanji' , 'Lassi' or Aam Panna**

with the help of your mother.

"Click a photo and paste it in scrapbook.



Art Activity

Tiger Mask.



Create a colourful Tiger mask using paper, colours and other craft materials.

Create a wall hanging or pencil stand using waste materials. You may refer to the sample



Music- Learn Balgeet: ek do ek do badte kadam

YOGA for Mind , body & soul

21st June is an International Yoga Day

Let us do a few Yoga exercises.....

1.Tree Pose (Vrikshasana)

"Stand on one leg, with the other foot resting on the inner thigh.

*Arms by your sides or in a prayer position.

2.Butterfly Pose (Buddha Konasana)

*Sit with your legs bent and feet together.


*Flap your legs like butterfly wings.

*get to take your mom or elder along....



Draw or paste pictures of yoga poses and

write the names of the poses on an A4 size sheet...



enjoy
SUMMER



Note-Decorate the cover of your scrap file with green paper and

keep your holidays assignment neatly arranged in a folder.

Roll No. 1-16 (Make English and Maths projects)

Roll No. 17-32 (Make Hindi and EVS projects)