

DAV Public School, Gole Market

MY
HAPPY
VACATION

FUN ASSIGNMENT

NAME : _____

CLASS : KG _____

SECTION : _____

SESSION : 2026-27 _____

Learn with Fun,
Play with Joy,
Grow with Love.

BE HAPPY

BE BRIGHT

BE YOU!

SUMMER VACATIONS

Dear Children,

Hurray! Finally, the summer holidays are here. Holidays are great, but schoolwork can be fun and inspiring too!

So, to keep you engaged and active, here are a few interesting activities for the summer break. During this vacation, learn to do some interesting and important things which would enhance your social and life skills.



Dear Parent,

Kindly explain the activities to your child and assist wherever it is required.

These little steps would help your child to become more independent and confident.



- Greet and welcome guests visiting your house.



- Spend time with your family members and get to know their names, interests and also what they do (studying or profession)



- Try to converse in English with your parents, family & friends.



- Help your parents/grandparents around the house. Helping in simple chores like arranging the dining table would make you more confident and everyone will cheer for you.



- Place a table mat before having your food and keep your plate in the kitchen after you have finished your meals.



- Have your food without spilling. Always wash your hands with soap and water before you eat.



- Learn to take care of your toilet needs independently.



WORD WHEEL




ROLL NUMBER - 1 TO 13



Create a Reading wheel for words with vowel 'a' as shown in the reference image. 😊

THE WORDS FOR

for the inner circle should be:



ab, at, am, an, ag, ap

THE OUTER CIRCLE

should contain phonics letter b-z (without vowel a, e, i, o, u)



INSTRUCTIONS



Decorate the wheel neatly and creatively with colours and drawings. Get the two circles and base sheet laminated and attach with a rivet clip to allow the circles to slide on top of each other.



REFERENCE IMAGE



VIEW ON THE LINK FOR SUGGESTIONS: <https://pin.it/6QTMwJVQ1>



SUMMER
VACATION
HOLIDAY HOMEWORK

MAKE THE BOARD GAME

ROLL NUMBER - 14 TO 26

Introduction to play:

Take a token And place it on the START point. Roll the dice and move your token accordingly to the number shown. Read aloud the word where your token stops and pronounce the vowel sound clearly. Continue rolling the Dice and reading each word correctly. Reach the end point after reading all the words and enjoy the fun learning game.

Theme:

short 'a' CVC words

cat, bat, cap, pan, rag, tag, sad etc

Start

sat

rap

bad

ran

cat

dad

bat

can

bag

tap

nap

pat

rag

sad

cap

ham

pan

cat

End

ART AND CRAFT

Create Sound Shakers

Let's make fun and **colourful** sound shakers and explore different sounds!

Materials Needed:

- ✿ Empty plastic bottle or container (like a water bottle or can)
- ✿ Small items to make sound (such as rice, beans, pasta, beads, or buttons)
- ✿ **Colourful** markers, stickers, or tape for decorating (optional)
- ✿ Glue (optional, to secure the lid)



Steps:

1 Pick Your Container: Choose an empty plastic bottle or container that can be sealed tightly. Make sure it's clean and dry.



2 Add the Sound Makers: Put a handful of small items like rice, beans, pasta, or beads into the bottle. You can experiment with different materials to see what makes the best sound!



3 Seal the Bottle: Close the lid tightly. If needed, you can glue the lid on to make sure it doesn't come out during play.



4 Decorate Your Shaker: Use markers, stickers, or tape to decorate your shaker from outside. Be creative and make it **colourful**!



5 Shake and Listen: Once the bottle is decorated and sealed, shake it up and listen to the sound! Try shaking it gently and then more vigorously to see how the sound changes.



ग्रीष्मावकाश गृहकार्य

कक्षा - KG

हिंदी

आओ सीखें

- व्यंजन क से ह तक की पहचान करें।
- गतिविधि का समय (Activity time)



अक्षरों की खोज - मैगजीन, अखबार या अन्य पठन सामग्री (Reading material) की सहायता से, व्यंजन (क से ण) से शुरू होने वाले शब्दों पर घेरा लगाने का कार्य करें।

बच्चों के शब्दकोश, ज्ञानकोष और उनकी सृजनात्मक क्षमता में वृद्धि करने के लिए अभिभावकों से अनुरोध है, कि वह नीचे दिए गए ऐप को डाउनलोड करें। इसमें बच्चों के लिए बहुत सारी गतिविधियाँ (Activities) दी हैं जिनके माध्यम से बच्चे खेल-खेल में बहुत कुछ सीख जाएंगे।

<https://play.google.com/store/apps/details?id=com.hegodev.hindvarnmala>

◆ गतिविधि :

क से ह तक के हिंदी व्यंजनों के व्यंजन कार्ड बनाइए।

प्रत्येक कार्ड का आकार : 5 × 5 सेमी

रंगीन शीट या चार्ट पेपर की सहायता से कार्ड साफ-सुधरे तरीके से बनाकर उन्हें लैमिनेट करवाइए।

यह गतिविधि बच्चों को हिंदी व्यंजनों की पहचान एवं पठन कौशल विकसित करने में सहायक होगी।



...

सीखें, खेलें,
कुशल बनें!

SUMMER
VACATION

HOLIDAY HOMEWORK

PUZZLE MAKING

ROLL NO. 1-13



TAKE A PRINTOUT OR DRAW ANY PICTURE RELATED TO FRUITS, VEGETABLE, ANIMAL, TRANSPORT, PLANTS, BIRDS ETC. ON A A4 SIZED SHEET. (COLOURED PICTURES CAN ALSO BE USED)



PASTE THE PICTURE NEATLY ON ICE CREAM STICK.



AFTER DRYING, CUT/SEPARATE THE STICK CAREFULLY TO MAKE THE PICTURE.



PACK THE PUZZLE PIECES IN A CLEAR ZIP POUCH OR ENVELOPE AND WRITE THE CHILD'S NAME AND ROLL NUMBER ON IT.



Make 6 piece puzzle using ice cream stick.



PUZZLE MAKING

ROLL NO. 14-26



Take a printout/Drawing of any animal, bird, cartoon, or scenery on an a4 size sheet and colour it neatly.



Divide it into 9 pieces and cut it in straight or simple jigsaw shape.






Laminate it or paste it on thick cardboard before cutting for durability.



Keep it pieces in a pouch/zip-lock bag with your child name and roll numbered mention on it.

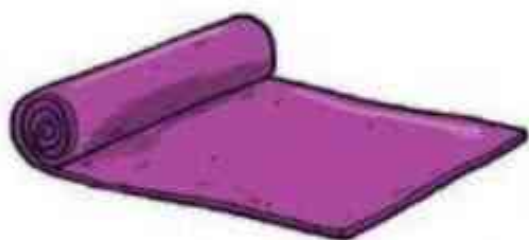


Make a 9 piece puzzle.



Beginning Sounds

Write the beginning sound for each word.



	a	t
--	---	---



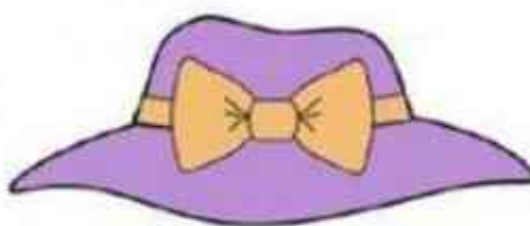
	a	n
--	---	---



	a	t
--	---	---



	a	n
--	---	---



	a	t
--	---	---



	a	n
--	---	---



	a	t
--	---	---



	a	n
--	---	---



	a	n
--	---	---



	a	t
--	---	---



	a	n
--	---	---



	a	t
--	---	---

Worksheet- 2

नाम-

कक्षा-

दिनांक-

चित्र पहचानकर पहले अक्षर पर गोला बनाइए-



क

ग

क

ख

च

ख

घ

ख

घ

ग



झ

घ

झ

ट

ज


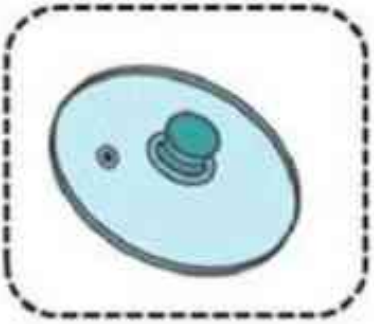
ठ

छ

ठ

ज

छ



आ

ड

थ

ख

द

ढ

ड्

ग

त

ग

Colour the picture as per colour palette.



WORKSHEET-4

Name: _____



















Colour and complete the picture using decorative materials like stars, stickers, bindis etc.



WORKSHEET-5

Name: _____

Put the V sign against the correct sense organ .



INTERNATIONAL YOGA DAY - 21 JUNE 2026

Yoga is a wonderful way to help children grow healthy, strong, and happy! On the occasion of International Yoga Day, we are introducing fun and simple yoga activities for our little learners. Yoga helps kids improve their concentration, listening skills, balance, and overall growth—all while having fun and staying active.

1. Bubble Breathe (Breathing Exercise - Pranayama)

Breathing deeply helps calm our minds and improves focus. In this fun activity, children pretend to blow big bubbles while taking deep breaths in and out. This helps in improving lung capacity and brings a sense of calmness. (Refer the link given below)



<https://youtu.be/1S-9C-F8CzM?feature=shared>

At this young age, when children are growing rapidly, yoga can help them calm their minds and understand their own bodies better. It also builds flexibility, patience, and discipline. Practicing yoga daily can help children stay peaceful and joyful throughout the day.

2. Mindful Listening and looking.

Children will watch short videos with different sounds and stories. They are encouraged to listen quietly and carefully. This activity helps in developing attention span and concentration, which are important for learning and understanding. (Refer the link given below.)



<https://youtu.be/UEuFi9PxKu0?feature=shared>



STAY ACTIVE
STAY HAPPY!





We seek your support in making your child responsible and in inculcating good habits and manners in them.

Here are a few suggestions:

- Use magic words like Sorry, Please and Thank you.
- Have food independently.
- Greet and welcome guests visiting the house.
- Always wash hands with soap and water before and after eating.
- Arrange books, toys and clothes properly in cupboard/shelf.
- Learn to write name.
- Help parents in simple chores.
- Memorize home address and parent's phone numbers.
- Memorize birth date and month.
- Turn off lights, fans and taps when not in use. Always throw garbage in the dustbin
- Keep the surroundings clean.
- Button and unbutton the shirt.
- Wear shoes and socks independently.
- Pack and zip school bag.

My Summer Story Collage

Create a beautiful collage of Summer Season on A3 size paper and paste pictures of your summer experience and depicting your ideal summer activities. Paste pictures of your excursions, father's day celebration, yoga day.

Holidays homework is to be submitted on 07.07.2026 in a self created folder(worksheets),summer collage and sound box.

