

*DAV Public School
Gole Market, New Delhi
Holiday homework(2021)
Class -III*



Dear students,

Your summer vacation have started .We are in Covid times. We request you to take care of yourself and your loved ones. We also advise you to use your time fruitfully.

ग्रीष्म-अवकाश हिन्दी गृहकार्य 2021 - 2022

कक्षा तीसरी 'अ' और 'ब'


बोधात्मक कार्य

1. आप जब भी किसी असहाय व्यक्ति को देखते हो तो आपके मन में क्या विचार आते हैं, अपने शब्दों में लिखो ।
2. " बिना मास्क लगाए अंदर आना मना है " एक कागज़ पर मास्क के चित्र के साथ लिखकर अपने घर के दरवाजे पर चिपकाएँ ।

रचनात्मक कार्य

खेलो और लिखो


1. — दिये गए चित्र में से जो भी पशु पक्षी व प्राणी आपको दिख रहे हैं, उनके नाम लिखिए :



2. दिये गए दोनों चित्रों के अंतर ढूँढ कर लिखें ।



3 . आइसक्रीम सटीक या किसी और सामान का प्रयोग करते हुए नीचे दिये गए चित्रों की सहायता से अपनी रुचि अनुसार सजावट के लिए वॉल हैंगिंग, बुकमार्क आदि बनाओ ।



4. घर में मौजूद चीजों (पेपर प्लेट, शादी के कार्ड, स्ट्रॉ, ग्रीटिंग कार्ड, पंख व ऊन इत्यादि) का उपयोग करते हुए किसी भी प्रकार का एक मुखौटा बनाएं ।



MATHEMATICS

1. Learn multiplication tables from 2 to 12 and write them twice a week in a separate notebook.
2. Picturize and make a colorful scenery of your Birthday showing different geometrical shapes in birthday celebrations. (On an A-4 size sheet)

Hint: Few Examples are as follows:

- ❖ Gifts/Ice cream brick: Cuboid / Cube
- ❖ Ice cream cone/birthday caps: Cones
- ❖ Balloons: Sphere
- ❖ Cake/candle: Cylinder



HOLIDAY HOMEWORK ENGLISH
CLASS THREE

1.ACTIVITY ; Make a short video(not more than 30 to 60 seconds)on the topic :Covid -19, We Shall Overcome. The video should be creative with a strong message on fighting COVID-19 Pandemic bravely.You can mention measures to be taken to keep everyone safe.

2.ACTIVITY : Write the recipe for anyone health drink. Prepare it with the help of your parents.Click pictures and paste on A4 size sheet..



3.ACTIVITY : List some new activities which you have tried during summer vacation. Paste or draw pictures related to the topic.

Holiday Homework Activities (EVS)

Class 3

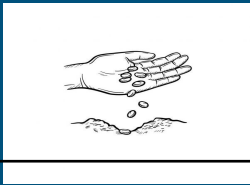
(1) Watch a video on “How does a seed grow”.

Youtube link-:

https://www.youtube.com/watch?v=IGCZXx_Pczo

Activity :- Grow a sapling in a pot and watch it grow for a month. Observe and draw the changes that occur in its growth in the following table:



S.No.	Number of Days	Observation drawings
1.	Day 1	

Holiday Homework

Class - III

Subject - SST

1. Spend some quality time with your parents and grandparents and make a list of good values that you have learnt from them.
2. Make a family tree - Paste the pictures of your family members and write what type of family you have and write at least one good thing about each of your family members.

<https://youtu.be/-1FeqZPVXcY>

3. Make a 'Thanksgiving card' for a family member who you want to thank for something special he / she has done for you. Also , mention the reason for your thankfulness.

