


D.A.V. PUBLIC SCHOOL, GOLE MARKET

CLASS: Pre-Primary

HOLIDAYS HOMEWORK

SESSION: 2024-25





Dear Parent,
Children are born with natural curiosity and inquisitiveness about the world around them. It is important for us to help them keep this spark alive and to make learning fun.



Summer vacation is just round the corner, let every moment of this vacation be a time to unite, connect and enjoy beautiful moments with your child.

Here are some activities given to help your child become independent and confident:





BE WHO YOU WANT TO BE



ESTELLE DARCY




Story TIME

MAKE A FACE MASK OF YOUR
FAVORITE CHARACTER FROM
YOUR FAVORITE
PANCHATANTRA STORY.

CULINARY ACTIVITY

- *Plan and prepare a nutritious meal plate for yourself and paste it's picture in your scrap file.*

- *Prepare a healthy summer drink, click a picture, and paste it in your scrap book along with the list of ingredients.*



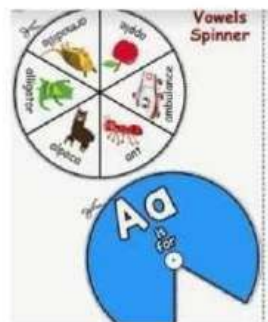


ENGLISH

Practice writing lower case (a-z) and upper case (A-Z) of alphabets.

Do reading of 'a' vowel words from "My English Book"

Make a DIY vowel spinner for all the five vowels (a,e,i,o,u)



Reference:
<https://pin.it/4wnXyiiS7>

हिंदी

स्वर और व्यंजन सीखें

क से ह का लिखित अभ्यास करें

दिए गए लिंक से व्यंजन गीत सीखें

[HTTPS://YOUTU.BE/_UBLXGBLA00](https://youtu.be/_UBLXGBLA00)

चित्रों सहित स्वर और व्यंजन के फ़्लैश
कार्ड बनाएं



MATHS

*Do written practice of
numbers 1-10.*

*Learn oral counting from
11-20.*

*Learn number rhythmic
rhyme.*

*[https://youtube.com/watch?
v=qdWFaaDiaFc&feature=share](https://youtube.com/watch?v=qdWFaaDiaFc&feature=share)
red*

Make a DIY shapes game.



References:

<https://pin.it/2aV9Jt3X>

<https://pin.it/4xuoWxFd0>

ART & CRAFT

Make a mood chart
based on blue color.




OR

Make a soap bubble
art/ bubble wrap art
using blue color.



PROJECT WORK

PREPARE A MODEL ON ANY ONE MEANS OF TRANSPORT USING WASTE MATERIALS



REFERENCE:<https://youtu.be/PZ-HlkfSgWM?si=nLzoeEnYFHJz2zVU>

IMPORTANT INSTRUCTIONS

- Make your ward recognize all the alphabets from a-z and hindi vyanjans क से ह तक

Do practice in rough notebook no need to make a separate notebook.



Cover your scrap file with orange color cover and decorate it.



Take a print out of all the worksheets and send all the materials in a handmade folder beautifully decorated with child's name and class on it.



BEGINNING SOUND

Circle the correct beginning sound of each picture.



C A N



C D O




G B A



A C R



C Y B



S U B




A T C



T R A



A P C



G R A



L B A



C A B



B O K



A E F



E L B



N M O



D G O



I R B



E P R



E R I

Name: _____

Connect the dots from a to z.
Then color the picture.



Name:

Class:


Count and Color

Color the fruit based on the given numbers

5



3



7



6



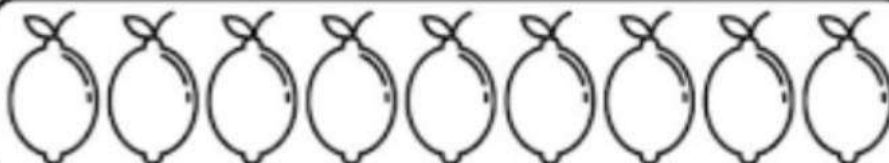
9



8




4



वर्णमाला अ से झ तक


वर्णमाला पूरी करें :-



अ

_____ इ _____

इ



ए

_____ अं _____

अं

क

_____ ड _____

ड

_____ छ _____

छ

ज

_____ ञ _____

ञ



_____ ढ _____

_____ ण _____

_____ त _____

ढ


ण



त

_____ न _____

न




प

_____ व _____

व

श

_____ ष _____



सही स्वर पर गोला लगायें



आ इ उ



अ ई ऊ



उ अ इ



अ ई आ



ऊ आ ई



आ इ उ

NAME:

CLASS & SEC:

COLOR IT USING WATER COLOURS.



NAME:

CLASS & SEC:

COMPLETE IT USING BUD PAINTING.



ENJOY SUMMER VACATION

