

DAV PUBLIC SCHOOL GOLE MARKET  
**HOLIDAY HOMEWORK**  
**CLASS-III(2024-25)**  
Theme– Sustainable Development



**HURRAY! IT'S TIME FOR FUN AND PLAY!**  
**IT'S TIME FOR HOLIDAYS!**

**Must do's for holidays:**

- 1. Eat healthy food and drink plenty of water.**
- 2. Read everyday, watch less of T.V.**
- 3. Revise all the work done in class.**



**Activity 1-** Books are our best friends and holidays are the best time to bond with them even more strongly than before.

- a) Read a story "The day dreaming Brahmin" from Panchatantra Tales.
- b) Karadi Tales- An Elephant in my backyard.

**Activity 2-** Hear their cry, don't let them die. Lets pledge to give our voiceless friends a life they deserve.

Create a flipbook on any one water animal. It can be created with an A4 size sheet cut into half and can be filed together using a ribbon. The book will consist of pictures and short, simple sentences. The flipbook may have 3 to 5 pages only.



**Activity 3-** Draw or paste ten nouns on an A4 size sheet. Write whether they are common nouns or proper nouns with coloured pencil.



1.) घर में उपलब्ध वस्तुओं ( पेपर प्लेट ,शादी के कार्ड, स्ट्रॉ ,ग्रीटिंग कार्ड ,व ऊन इत्यादि का प्रयोग करते हुए किसी भी पसंदीदा पक्षी अथवा पशु का एक मुखौटा बनाइए-



2.)लेख सुधारने हेतु कहानियों की पुस्तक से कहानी पढ़ कर उनका सार सुलेख रूप में A4 साइज शीट पर लिखिए |( कोई पाँच )

3.) नीचे दिए गए चित्र में से बेमेल साइकिल अथवा साइकिलें ढूँढ कर गोला लगाइए |



4.)1 से 20 तक की संख्या मिलाकर चित्र पूरा कीजिए तथा रंग भरिए |



## Maintain and improve basic math skills through regular practice

### 1. Learn tables 2 to 12

### 2. Activity :-

#### Creating a Sustainable Shopping List

Objective: Learn about sustainable products and practice addition.

- Create a shopping list of 10 items that are eco-friendly (e.g., reusable bags, organic fruits and vegetables, energy-saving light bulbs).
- Research the prices of these items online or with the help of a parent.

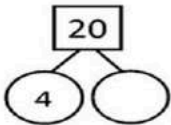
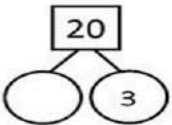
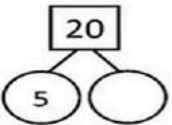
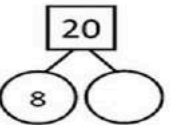
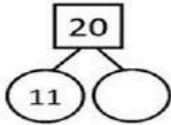
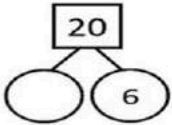
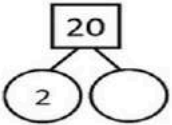
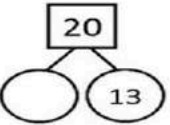
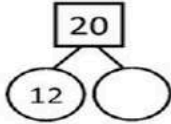
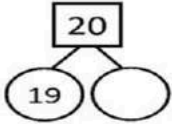
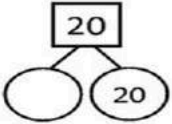
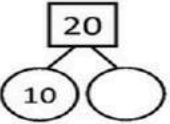
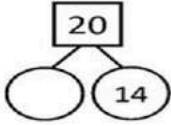
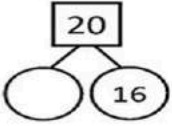
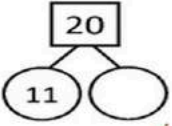
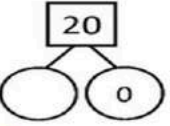
Questions:


- Write down the price of each item.
- Add up the total cost of the shopping list.


### 3. Complete the following worksheet: using addition skills -

**Number Bonds**

Fill in the missing number bonds.





# SOCIAL SCIENCE

## SOCIAL SCIENCE

We should stop using plastic bags because they harm the environment and are not sustainable. They Pollute Natural habitat. So let's do something creative to make our planet sustainable. Make a cloth bag with old discarded clothes. You can carry it while going to the market.

- 1) Select any five states of India . Colour the boundaries of these states in India 's Political map
- 2) Write their capitals and fill this box

State	Capital	Name of dress	Name of dance form

- 3) Paste dresses of 5 states of India on a coloured A4 size sheet.(Men,Women-Both)



**A. We all share this beautiful Earth. It has given us everything we need to live for centuries. That means, It has been sustaining us for centuries. It's important to remember that we share our planet with countless plants and animals. Let's try and contribute in our small way and give back to the Earth if we want to enjoy its richness forever.**

### **Sensitivity towards life on land - COMPOST JAR**

**Compost is a mixture of kitchen waste and fallen leaves. It is used to fertilize and improve the soil. It is commonly prepared by digging a pit and putting the mixture of kitchen waste and dried leaves with some moist soil.**

**Students are required to make a compost jar using waste and contribute to the school nutritional garden.**

**Steps to make a Compost Jar:**

- 1. Take an old glass jar and fill with one layer of soil.**
- 2. Fill the jar with fruits and vegetables peels, egg shells, and waste paper and top the jar with another layer of soil.**
- 3. Sprinkle some water to make the soil moist (preferably rain water). Cover the jar with aluminium foil and prick holes in it for air to pass.**
- 4. Leave the jar in a place neither too sunny nor shady for a few weeks.**

**Reference video link for assistance:**

**<https://youtu.be/TYbyoWOYj80>**

**B. Make a collage of different things we get from plants on an A-3 size sheet with a picture of a tree in the center of the sheet. Write the names of things also.**

