



Dear Students


Here are your most awaited moments..your Summer Vacation.. Fun and gusto. So in this summer vacation we have brought for you activities , a summer knack to make your holidays a fruitful one. You will definitely augment your intellectual development and will acquire learning through these activities.

Theme–Seasons

Life does not get better by chance , it gets better by change.

Similarly Nature gets better by change in Seasons and every season has its own significance and we find change in our lives accordingly.

Spring refers to new hope and beginnings . Summer is to enjoy this hope to its fullest , Autumn is to embrace whatever is left, followed by winter which lets go and starts the beginning all over again. Children and we all keep our positivity



alive towards a quality time to spend with our family members for an overall personality development. This summer we have tried to create a beautiful learning expedition on the theme Seasons wherein our little ones will enjoy every moment of the vacation.

Kindly prepare your projects according to the Roll No. allotted season wise.....

Summer Season- Roll No. 1-7
Autumn Season- Roll No. 8-14
Rainy Season- Roll No. 15-21
Winter Season- Roll No. 22-27
Spring Season- Roll No. 28-33



Listening Skills Activities-

***Listen to your grandma's stories about different things related to seasons like Sun, Rain, Wind, Flowers, Snow, Trees etc.**

***Listen to youtube rhymes and songs of different festivals that come in different seasons.**

Speaking Skills Activities

***Prepare a colorful headgear based on Seasons using waste materials and learn a Hindi or English poem based on seasons. Also learn what you like to eat in that season**



***Learn a short story of Wind and Sun by using appropriate stick puppets related to the story in English or Hindi.**

(The Sun and The Wind - Aesop's fables - Liz Story Planet)

Reading Skills Activities-

*Read story books like Panchatantra, Snowwhite and the seven dwarfs, Cinderella, etc and make two beautiful bookmarks with the name and photo of the characters of the story.

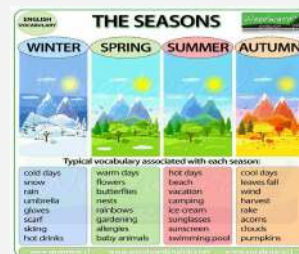


*Read a magazine or newspaper and cut words with ee, ll, ss sounds(English) और आ, इ, ई की मात्रा वाले शब्द (हिन्दी में)and paste on an A-4 size sheet.

Writing Skills Activities-

*Write names of months of different seasons .

*Make a cutout of an umbrella , star or slider to show different things associated with the seasons.



*Make beautiful word vocabulary charts to tell the things related to a season .(Refer to the pics shown)



Culinary Skills Activities-

*Make a healthy sprout salad and click pics with your family.

*Learn the recipe of summer drinks like Aam Panna and serve it to your elders and peers. Paste pics of the drink while serving.



Art and craft Skills-

*Make a beautiful and colorful rainbow fan .

<https://youtu.be/rqO2Dn31xF8>


*Complete your step by step book till page 10.

Cultural Skills Activities-

***Father's Day is celebrated every third Sunday of June to show our respect and appreciation for their hard work and love. Make a beautiful card for your father and spend the day with him . Write a few activities that you did with your father on that day.Click pics with him and paste on a sheet..**



***Yoga day is celebrated every year on June 21 to sensitize and motivate the masses to participate in Yoga centric activities to widen the horizons of Yoga to keep fit and healthy. Perform at least 5 asanas daily for 15 minutes to stay healthy.Make a poster of different yoga asanas and write their one benefit.**



***NOTE-Keep all your sheets, cards,props, puppets and cutouts in a folder properly labelled and bring after Summer Vacation on July 5, 2023.**

***Revise all the work done till now by giving a reading practice .**




Hands on activities

Take a print out of the following sheets and use your creativity to fill them with colors using different things like cotton balls, dabbing,tearing and pasting etc.

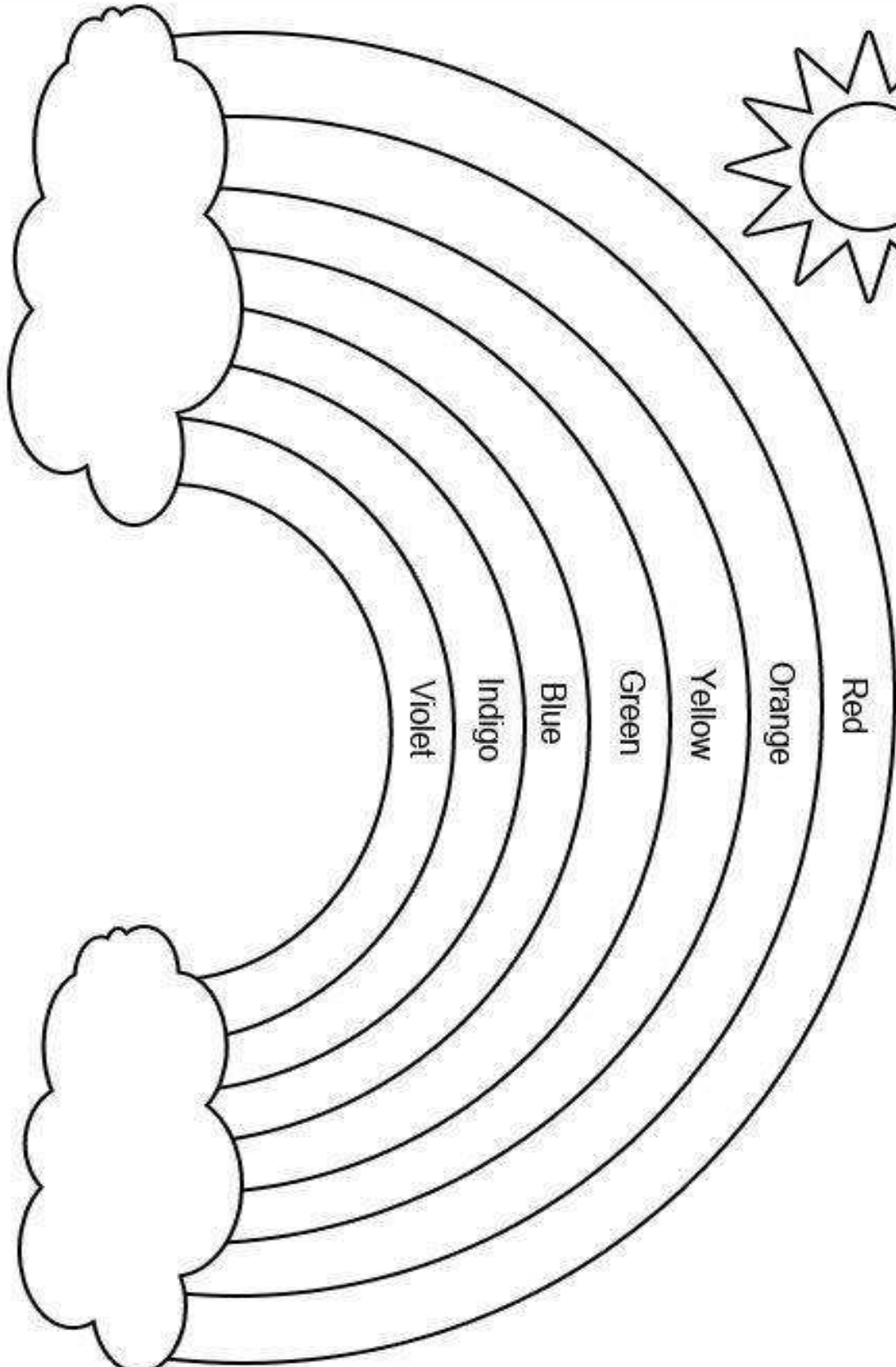
Color the scoops using earbuds dabbing -



Color The Rainbow by paper tearing and pastin



Color the Rainbow



Color the flowers by pasting colored bindis



Color the snowman by using cotton balls.

Snowman

